



LITTLE LEARNERS NURSERY

HOMework FOLDER



Student Name:

Class:

Section:

Session:

Teacher's Name:



Play, Learn, and
Grow Together!



“SUMMER VACATIONS”

Project

1) The Five Senses and Their Uses

(Use: A3 Sheet)

Instructions:

- Title: “**My Five Senses**”
- Divide the sheet into **5 sections** or make a **hand-drawn boy/girl** with arrows pointing to each sense organ.
- Paste pictures for each:
 - 👁️ **Eyes** – to see
 - 👃 **Nose** – to smell
 - 👂 **Ears** – to hear
 - 👅 **Tongue** – to taste
 - 🖐️ **Skin/Hands** – to touch

Sample Caption (under each):

- **Eyes** – "I use my eyes to see things around me."
- **Nose** – "I smell flowers and food with my nose."

Tips:

- Use bright colors and big, clear pictures.
 - Label each part neatly.
-

🌳 2) Family Tree

(Use: A4 Sheet)

Instructions:

- Title: “**My Family Tree**”
- Draw or paste a **tree** (trunk and branches).
- Paste family photos (or draw faces) on branches.
 - Start with **Grandparents** on top
 - Then **Parents**
 - Then **Yourself and siblings**

Labels Example:

- Grandpa
- Grandma
- Father
- Mother
- Me

Tips:

- Use green and brown colors for the tree.
 - Decorate with flowers, hearts, or family stickers.
-

*□ 3) Hot Summer Picture Booklet

(Use: Stapled booklet or folded A4 sheets)

Instructions:

- Title: **“How I Stay Cool in Summer”**
- Make **4-6 pages** in the booklet. Each page = one idea.
- Paste or draw pictures with simple sentences.

Ideas to Include:

1. ♀□ **Swimming** – “I go swimming to cool off.”
2. 🍦 **Eating Ice Cream** – “I love eating ice cream.”
3. 👕 **Wearing Cotton Clothes** – “I wear light cotton clothes.”
4. □ **Using Sunscreen** – “Mama puts sunscreen on me.”
5. □ **Drinking Cold Water** – “I drink cold water to stay cool.”
6. 🌳 **Playing in Shade** – “I play in the shade of trees.”

Tips:


- Use lots of **colors** and make each page fun.
 - You can write with help or let the child trace the sentences.
-

Convent of Jesus & Mary, New Delhi

Holiday Homework, 2025-2026

Name: _____


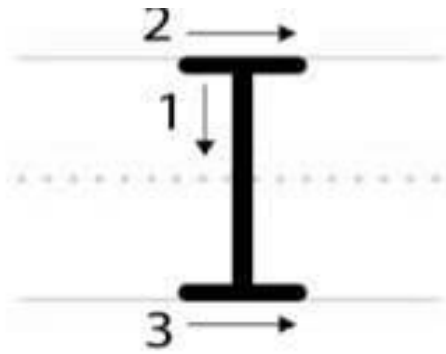
HAT



Convent of Jesus & Mary, New Delhi

Holiday Homework, 2025-2026

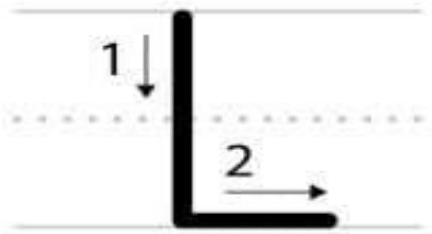
Name: _____



Convent of Jesus & Mary, New Delhi

Holiday Homework, 2025-2026

Name: _____



Convent of Jesus & Mary, New Delhi

Holiday Homework, 2025-2026

Name: _____




T	T	T	T
T	T	T	T
T	T	T	T
T	T	T	T

Convent of Jesus & Mary, New Delhi
Summer Holiday Homework
Session 2025-26

Name : _____

1

One




1	1	1	1	1	1
1	1	1	1	1	1
1	1	1	1	1	1
1	1	1	1	1	1
1	1	1	1	1	1

Convent of Jesus & Mary, New Delhi
Summer Holiday Homework
Session 2025-26

Name : _____

2

Two



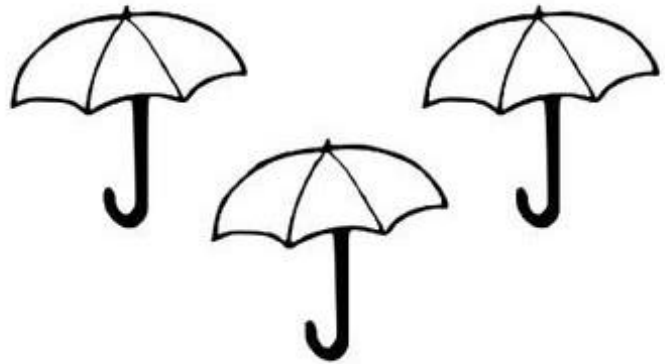
2	2	2	2	2	2
2	2	2	2	2	2
2	2	2	2	2	2
2	2	2	2	2	2
2	2	2	2	2	2

Convent of Jesus & Mary, New Delhi
Summer Holiday Homework
Session 2025-26

Name : _____

3

Three




3	3	3	3	3	3
3	3	3	3	3	3
3	3	3	3	3	3
3	3	3	3	3	3
3	3	3	3	3	3

Convent of Jesus & Mary, New Delhi
Summer Holiday Homework
Session 2025-26

Name : _____

4

Four



4	4	4	4	4	4
4	4	4	4	4	4
4	4	4	4	4	4
4	4	4	4	4	4
4	4	4	4	4	4

Convent of Jesus & Mary, New Delhi
Summer Holiday Homework
Session 2025-26

Name : _____

Match the fruits



Convent of Jesus & Mary, New Delhi
Summer Holiday Homework
Session 2025-26

Name : _____

Odd One Out

Circle the odd one out in each group of pictures.

