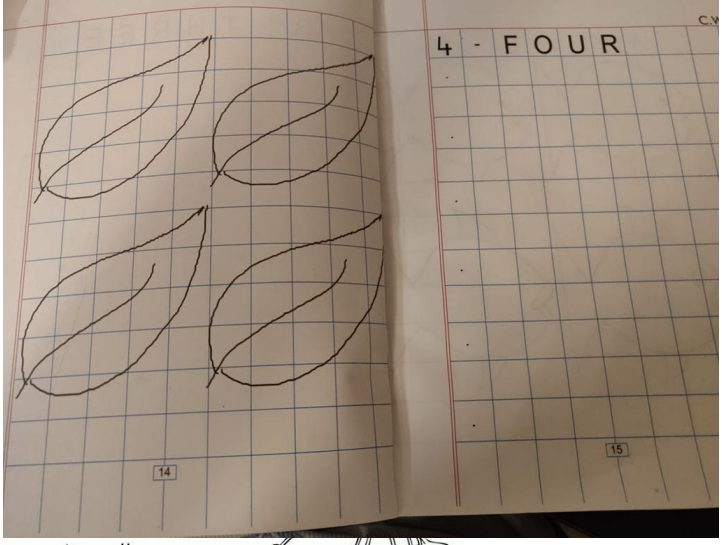

CONVENT OF JESUS AND MARY, NEW DELHI

Dear Parents,
Welcome to another module for KG.
Let's start with Morning Prayer followed by the song.

Prayer Time-
Let us first join our hands, close our eyes and say the prayer.

Dear God,
We thank you for the night and for the pleasant morning light,
For rest and food and loving care,
For all that makes the world so fare.
Help us do the things we should to be kind and good.
Please be with and protect all the doctors and nurses in the world.
Fill our hearts with love and compassion.
Be with all the people who are sick and needy.
Let them heal fast and come back to their families.
I love you god and promise to do good for all.
Amen.

Please say this prayer every day before starting the day's work.

Now let's listen to this song and try to learn the words.
Sing along and do actions.

https://youtu.be/PDfxDghqtfw

English Phonetic Sounds Practice and vocabulary growth.
Listen and understand:

https://youtu.be/_UR-l3QI2nE

Today we will are going to associate capital alphabet to small alphabet. Each letter in the English language has got two forms of writing capital or big ABC and small abc...just like we have an elder brother or sister and s younger brother or sister.

Let's do a puzzle can you spot the little sibling to the older alphabet?

Note: Dear Parents a sample work sheet is provided below. You can make your own play board and do this activity on paper or on white board. The idea is to associate capital to small font of writing.

Let's have some Fun:

Look at the fun family games and play along.

https://pin.it/2r5hJwb

https://pin.it/58DltLX

Art and Craft :

Follow the link to learn how to make fun things.

Note : Please help your child to understand and try to make these fun things on her own. All activities have been selected to improve fine motor skills.

https://pin.it/4eY0dIL

https://pin.it/7K0Ub4E



Mathematics-

Now Mr. 4 wants you to learn how to read and write his name.

Dear Parents please make your child write the spellings of 4 in the Moths (M) notebook. You can find a thick blue checked notebook in the book set. Kindly label it as Maths (M) copy.

Ensure that the child writes in capitals and leave a space between the two lines the way it has been shown below. Also colour the given picture

4	**-**	**F**	**O**	**U**	**R**
4	**-**	**F**	**O**	**U**	**R**
4	**-**	**F**	**O**	**U**	**R**
4	**-**	**F**	**O**	**U**	**R**

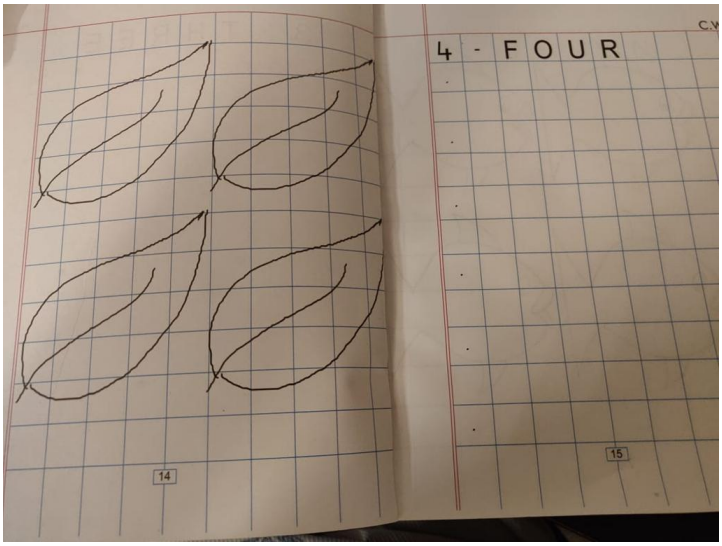

Link- https://youtu.be/C5K01phpfDc

Parents you can take a print or draw the same sheet in a rough notebook or you can make the child do it on the device.

Let's count the objects and write the number

	
	
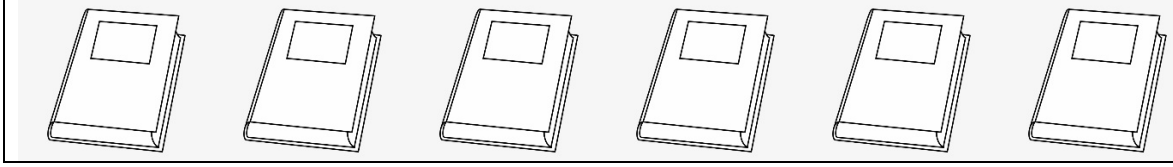	

EVS-

Today we will learn about Transport.

For us transport has made our lives easy as we can go to different places in different vehicles. So in this vehicle called transport we can move fast and reach early. So people use vehicles for transportation.

[See link below

Activity

1. Write heading on the 4 sheets.
2. ROAD, WATER, AIR, TRAIN ON TRACK.

For example for road bus car bicycle etc.

2. Stick pictures for each means of transport

3. Colour and decorate with sticker stars

https://youtu.be/biX7NNxw_w8

Colour with colour pencils

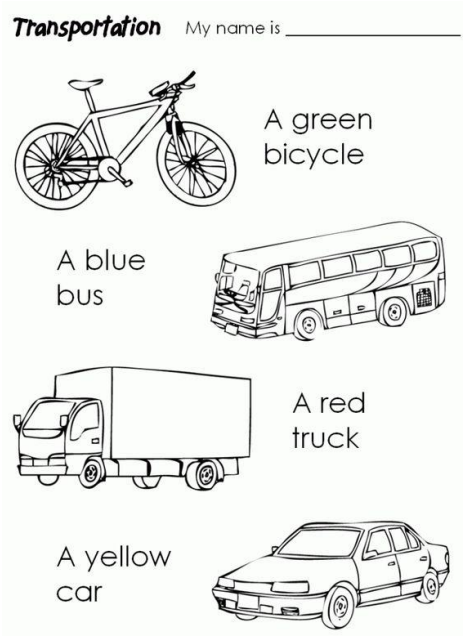

Thank you

Class Teacher