



HOLIDAY HOMEWORK

CLASS K.G.

HINDI

SUBJECT - HINDI

अट to अट: has been taught in the class. Reinforcement has to be done in the holidays. Both the text-books (हिंदी शब्द-कोष and क ख ग पढ़ो और सीखो) have to be kept at home. They are for reference at home. Correct formation of the alphabets should be practised in the holidays. Learn अट to अट: in sequence and also learn to recognise all the alphabets. Children will have to appear for two tests after the holidays. Dates of the tests will be given after the summer break.

- ① In the first test - they are supposed to recognise the picture of the alphabet and write the alphabet in front of the picture.

Note - (Pictures in the test will be same as the pictures drawn in the copy.)



- ② Second test will be a dictation (from अट to अट:) while dictating, I will relate the object with the alphabet. for example - I will not tell them just to write अट at number 1 rather I will tell them to write अट से अट at number 1. Numbers will be written for them -

1	6
2	7
3	8
4	9
5	10



CONVENT OF JESUS & MARY, NEW DELHI HOLIDAY HOMEWORK - CLASS KG

Dear parents,

Summer holidays are here - a time to relax, enjoy and indulge your children in creative indoor activities. A few things to be kept in mind are -

1. Please converse with your child in English to help her get comfortable with the language.
2. Please make your child practise phonic sounds of letters A to Z daily. A test on Phonetics will be given in July when the school reopens. The teacher will call out the sound of the alphabet and the child will write down the letter. Students should practise this in the holidays.
3. Spend quality family time during the holidays. Help your child connect well with her relatives, friends and grandparents.
4. Restrict television watching time for your child. Encourage her to play indoor games and to learn sports activities like swimming, cycling, skating etc.
5. Involve your child in helping out with housework, like setting the table, clearing the table, keeping her room clean and all things in order, folding clothes, dusting items at home, making food items along with an elder etc. This will



help in making them independent, confident and they will take pride in whatever they do.

6. Please teach your child how to tie her shoelaces. It will help improve her fine motor skills.

7. ENGLISH - Students should practise writing capital A to Z. They should revise phonetics A to Z and a test on this will be taken in July. A pink coloured cursive writing book - Learning Cursive Strokes Part A - will be given for the summer holidays. This book has to be completed during the holidays. Your child has already been given a cursive writing sheet (a-z) which she must practise thoroughly during vacations.

PHONETIC SOUNDS

B says ब	C says क	D says ड	F says फ
H " ह	J " ज	K " क	L " ल
N " न	O " औ	P " प	Q " क्व
X " क्स	Y " य	Z " ज	V " व
M " म	R " र	W " व	G " ग
A " ऐ	I " ई	E " ए	G " ग
S " स	T " ट	U " अह	I " ई

All students should practise phonic sounds daily. This will form the base of their reading abilities.



8. MATHEMATICS - Please make your child learn and practise Number Names 0 to 10, Number value (looking at the number and drawing as many objects), Count & Match & Oral Counting 0 to 50.



-3-

9. SCIENCE - All students should revise, myself, my family & keeping clean. They should practise keeping themselves and their surroundings clean. Each child should make a nice creative photo frame of their family with the family photo pasted in the centre. They should decorate it and make a backrest behind the photo frame to make it stand. Photo used should be postcard size and please write your child's name & class + section behind it. All students should bring it to school on 3rd July 2017.


10. ART & CRAFT.

- Ia) All students of KG A, B, C will make one paper stuffed animal. Please follow the following steps.
- Choose an animal (eg: lion, teddy bear, Koda, duck etc) and trace out the drawing on an A-4 size sheet. 
 - Ask your child to colour, decorate and cut out the animal drawing.
 - Trace the outline of the animal on another sheet and cut it out.
 - Paste the two animal cut outs together from the outline and leave a gap on the top from where you stuff cotton inside the animal. 
 - Label your favourite animal and send to school on 3rd July 2017.



-4

II 1. All students of KG A, B, C should make creative baskets with a thermocol glass.

2. For example - 

3. Make your child paint the thermocol glass + decorate it as a bird or as any animal. Let her use her creativity.

4. She should attach a paper handle and tie a small bow with a satin ribbon.

5. Label your Cutie Baskets and bring them on 3rd July 2017.

6. All craft items should be brought in a carrybag on 3rd July 2017.

Have a safe, relaxed and rejuvenating holiday and do make your child learn new poems & songs.
Good wishes,

CJM Family