CONVENT OF JESUS AND MARY

NEW DELHI

contact@cjmdelhi.com www.cjmdelhi.com

HOLIDAY HOMEWORK CLASS KG

HOLIDAY H.W. FOR K.G.

SUBJECT. — HINDI

अ to अः has been taught in the class. Reinforcement has to be done in the holidays. Both the text-books (हिंदी शब्द-बोध and क ख ग पढ़ो और सीखो) have to be kept at home. They are for reference at home. Correct formation of the alphabets should be practised in the holidays. Learn अ to अः in sequence and also learn to recognise all the alphabets. Children will have to appear for two tests after the holidays. Dates of the tests will be given after the summer break.

(1) In the first test, they are supposed to recognise the picture of the alphabet and write the alphabet in front of the picture Note-(Pictures in the test will be same as the pictures drawn in the copy) for example:-

(2) Second test will be a dictation (from अ to अः) while dictating, I will relate the object with the alphabet. for example:- I will not tell them just to write आ at number 1 rather I will tell them to write आ से आम. So make the phonetics clear to them and give them lot of practice.



HAPPY HOLIDAYS

Mrs. S. Dang

CONVENT OF JESUS AND MARY
NEW DELHI
contact@cjmdelhi.com www.cjmdelhi.com

13th May – 30th June 2018

HOLIDAY HOMEWORK - CLASS KG 2018 ~ 2019

Dear parents,

Summer Holidays are here – a time to relax, enjoy and indulge your children in creative indoor activities. A few more things to be kept in mind are ~

1. Please converse with your child in English to help her get comfortable with the language.
2. Please make your child practise phonic sounds of letters A to Z daily. She will be given a test on this in July when teacher calls out the sound of the alphabet and child has to write the letter. Students should practise this during holidays.
3. Spend quality family time during the holidays. Help her to connect well with her relatives and grandparents.
4. Restrict television watching time for your child. Encourage her to play indoor games, and in sports activities like swimming, cycling.
5. Involve your child in housework, like setting the table, clearing the table, keeping their room clean, folding their clothes, dusting items at home. This will help in making them independent and they will take pride in whatever they do.

Please teach your child how to tie their shoe laces. It helps in improving a childs' fine motor skills.

7. Children have at home a pink coloured cursive writing book which they have to complete during the holidays. One practise sheet is attached along with holiday homework which has small cursive letters written. All students must practise the same formations at home.

8. PHONETIC SOUNDS

B says ब	C says क	D says ड	F says फ
H " ह	J " ज	K " क	L " ल
N " न	O " औ	P " प	Q " क्व
X " क्स	Y " य	Z " ज़	V " व
M " म	R " र	W " व	G " ग
A " ऐ	I " ई	E " ए	I " ई
S " स	T " ट	U " अ	

All students should practise phonic sounds daily.

9. Number Value (looking at number and drawing as many objects), Number names should be revised during holidays. Prime Numbers book complete Pages 5 to 82

10. Class KG A, B, C will prepare craft items (3 per section during the holidays). These items will be submitted on 3rd July 2018. They will be graded and returned back after a week.

English Speaking Structure - For July.

Please help your child practise speaking proper english sentences. They should learn to talk the following.

1. I went to _____
2. I like to play with _____
3. I live in _____
4. May I play out side?
5. I am thirsty
6. I did not get my book
7. Maiam I'm feeling unwell.
8. Maiam I have finished my work.
9. Maiam please open my tiffin.
10. I like to eat / drink / wear _____.
11. I cannot find my book / Pencil box / diary.

My Holiday Poster

Children will prepair a poster on A-4 sheet on the places they visited, things they learnt, books they read, People they met etc. Marks will be given on creativity. How well the child explains their poster. Stick pictures make your poster memorable.

Convent of Jesus and Mary School New Delhi

Name: Class: KG A, B and C Date:

Poem: Number Names: learn during Holidays.

Number Poem

1 1 — O N E (3 times)
This is how we spell one.
2 2 — TWO (3 times)
This is how we spell two
3 3 — knock on my knee (3 times)
THREE 3 (2 times)
4 4 4 men at the door (3 times)
FOUR - 4 (2 times)
5 5 — fingers 5 -(3 time)
FIVE - 5 (2 times)
6 6 SIX (3 times)
Pick up 6 sticks.
7 7 angels in heven (3 times)
SEVEN - 7 (2 times)
8 8 don't be late -(3 times)
EIGHT - 8 (2 times)
9 9 walk in a line (3 times)
NINE - 9 (2 times)
10 10 TEN (3 times)
I know how to spell till 10. (2 times)

CONVENT OF JESUS AND MARY

NEW DELHI

contact@cjmdelhi.com www.cjmdelhi.com

CONVENT OF JESUS AND MARY

NEW DELHI

contact@cjmdelhi.com www.cjmdelhi.com

The rain Song FOR CLASS - KG. A, B & C

The rain came down on a sunny day.
And all the children came out to play.

Splash, splash did their lil feet go.
And out came the voice of the big.
old toad.

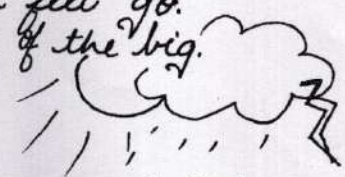

Croak-Croak its raining again
Splash Splash Splash getting wet again
When the sun comes, we all run
And shout hurray! We had a
lot of fun.

I Like.....

I like the pit-pit patter of the rain drops
I like the splas-splash-shlashing of the sea,
But the thing I like the best the very-very Best
Is to know that God loves me.
I like the twink-twink-twinkling of the star light.
I like the swish-swash-swashing of the trees.
But the thing I like the best the.... God loves me.
I like the red blue colours of the butterfly
I like the buzz-buzz-buzzing of the bee.
But the thing I..... is to know that God loves me.
Is to know that God loves me.



contact@cjmdelhi.com www.cjmdelhi.com

Practise these patterns and letters regularly during holidays - Class KG

uuuu	u w i t
mmmm	m n p
cccc	c x v
aaaa	a d g q
oooo	o k f
llll	l b h
yyyy	z y j
rrrr	r
ssss	s

CONVENT OF JESUS AND MARY
NEW DELHI

contact@cjmdelhi.com www.cjmdelhi.com

CLASS KG B - CRAFTS - PUSSY CATS

1. Take 2 same sized small thermocol plates.
2. Cut out ear shapes from one plate 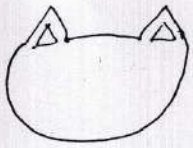
3. Make ears, eyes, nose, moustaches.
4. Get out brown or orange paper squares and make your child stick on the cat face.
5. Stick the second thermocol plate from under the cat face.
6. Cut out 4 feet and one tail from ~~a~~ stiff paper. Outline everything with a black marker.
7. Don't forget to stick a pink tongue of paper.

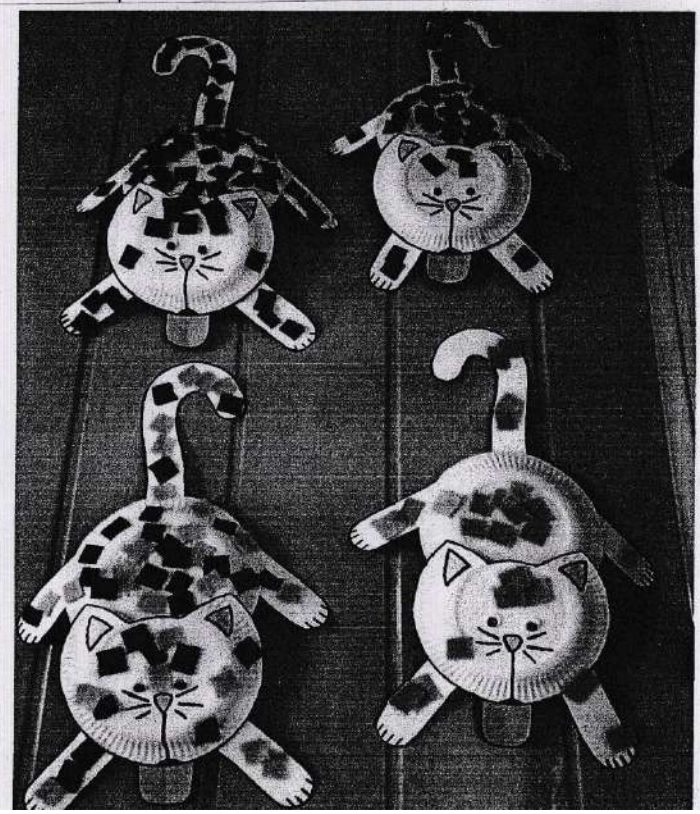

Write your childs' name + class behind + send on 2nd July.

Class KG B – Teddy & Chick Baskets

1. Take any old square cardboard box. Cover it with yellow / blue / white / brown coloured paper depending on which animal you choose to make from the picture given below. You can make a chick or elephant or lamb or teddy.
2. Cut out the face and feet of the animal chosen and stick behind.
3. You can make the child colour the face and outline with glitter.
4. Cut out a handle of paper and staple or paste it for the cute animal basket.

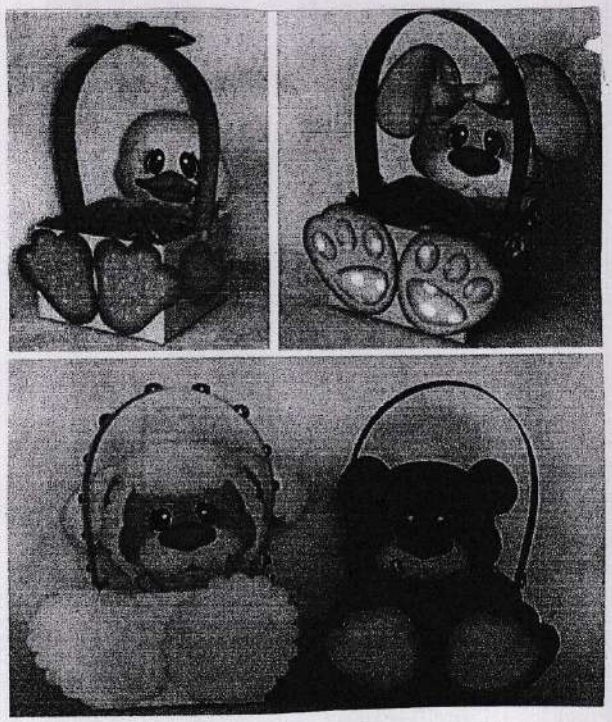

Write your child's name at the back and send on 2nd July.

CONVENT OF JESUS AND MARY
NEW DELHI

contact@cjmdelhi.com www.cjmdelhi.com

Convent of Jesus and Mary School. New Delhi

Holiday Homework

Craft. KG B

Paper Plate Holders

1. Take 2 paper Plates. Cut one into half and Stick it on the other plate as shown 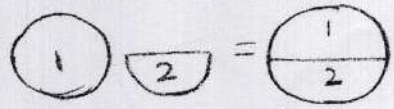

so that it becomes a pocket.

2. Cut colour full paper flowes & leaves and decorate your holder.

3. Make a loop out of red ribbon and stick it behind the holder. So that it can be hung.



Be as creative as possible to make your holder look beautiful.